

Technical Rider 2024 V12\_Feb.


-

Theatre version

---

# CÉCILE

## Sinking Sideways



---

### Contact:

**Xenia Bannuscher/Dries Vanwalle/Raff Pringuet:**

[info@sinkingsideways.de](mailto:info@sinkingsideways.de)

+32 478 036 776 (Dries)

**Jef Delva (Technician):**

[technician@sinkingsideways.de](mailto:technician@sinkingsideways.de)

**Anne-Agathe Prin (booking):**

[anne-agathe@sinkingsideways.de](mailto:anne-agathe@sinkingsideways.de)

**Leoni Grützmaker (production):**

[production@sinkingsideways.de](mailto:production@sinkingsideways.de)

THIS TECHNICAL RIDER IS AN INTEGRAL PART OF THE CONTRACT. ADJUSTMENTS CAN BE MADE IF REQUIRED DUE TO SPECIFIC FEATURES OF THE VENUE BUT ONLY IN NEGOTIATION WITH THE COMPANY.

---

## **GENERAL**

**Duration:** 55min with no intermission

**Team on tour:** 3 performers, 1 technician, 1 tour manager

**Audience:** Frontal audience

**Recommended age:** Adult audience, 12+

**Max. audience capacity:** 400

Due to the physical limits, the show can be performed max. once a day. In case of performing several days in a row, the show can be played max. 3 days in a row!

### **Our tilting stage construction**

We have a free-standing stage construction (3m width x 3,75m depth x 0.4m height), The stage will tilt during the show from flat to an angle of 50° (3m width x 3,75 depth x 3,15 high). The stage will be standing centered on the stage of the venue. (see pictures/ see stage plan)

### **Technicians of the house:**

1x light, 1x sound (both only required for set-up)

## **STAGE**

- A frontal stage configuration is needed. The audience is seated directly in front of the stage, not on the sides. (see stage plan)
- In case of a leveled stage floor: max. 50cm. (for visibility)
- The ideal stage dimension is 10m wide x 8m deep. and a minimum height of 6m.
- A hard, flat, solid, and even floor in good condition. No inclination or cracks.
- Please provide pictures of the empty stage.
- The performance requires silence in the house. Therefore no latecomers are allowed during the performance.

## **SCHEDULE for a performance at 8 PM (exemplary):**

10:00-13:00 Arrival, meeting technicians/organizer, Setting up: stage/lights

13:00-14:00 Lunch

14:00-18:00 Focusing lights, setting up sound.

18:00-20:00 Stage ready, warm-up/rehearsal artists (quiet in the theater for rehearsal)

20:00-21:00 SHOW (Doors: max. 5 min. before, or at 20:00, because no latecomers\*)

21:00-21:30 Cool down artists

21:30-22:30 Built down

Our tilted construction needs to be built up for the aiming of the lights. After aiming the lights our constructions cannot be built down again.

**\*Latecomers:** Audience that arrives late may not enter for the first 10 minutes of the show (not to disturb the first 'quite' part). If entry from the back of the audience is possible latecomers may enter quietly (no walking over the stage or crossing in front of the audience).

## **Transport/Accommodation**

- Details will be discussed by mail
- Accommodation is to be supplied in instances where the arrival and/or return of the artists on the same day is not possible due to the distance or if multiple performing days are planned.
- A parking spot for our van (Renault Master 6m x 2,65m, license plate: 2-AMQ-720).
- Possibility to unload our equipment directly at the venue.

## **Costumes/Dressing rooms**

- A properly heated, clean, and secure dressing room with a mirror.
- An iron and ironing board if possible (for multiple shows)
- Towels and a shower are appreciated.
- An assortment of fruit, nuts, etc., and water is highly appreciated.

## **Food**

- details will be discussed by mail
- Dinner for 5 people OR per diems according to the official rate.
- 5 vegetarian meals, minimum 4 hours before the performance or 45 min. after the performance.
- Dinner should be a warm meal.

## **Music**

The music used during the piece: Balance. Piece for 3 pianos and binaural synthesizer (Length: 47:00 min.)

Music Composition: Rahel Hutter

Mixing and mastering: Ariel Schlichter

When audience is leaving: Cécile Ma fille - Claude Nougaro (Lenght: 03:29 min)

## Build-up/Build-down

The stage construction has to be built up **and** down **together with the artists and their team** (before and after the performance).

### Access to the stage:

Possibility to unload our equipment directly at the venu!

The biggest piece of our stage construction is 300cm long, 150cm high and 40cm wide. Access and transport to the stage must be possible, therefore **NO** narrow hallway and/or sharp corners are not doable with a big piece of 3 meters.

If the stage is not located on the same floor as the loading dock:

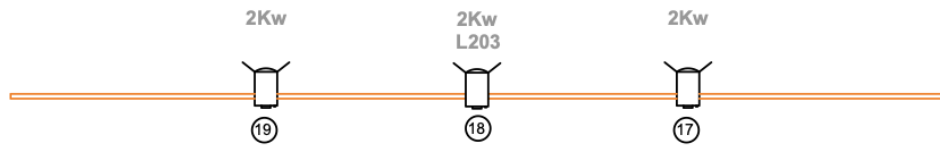
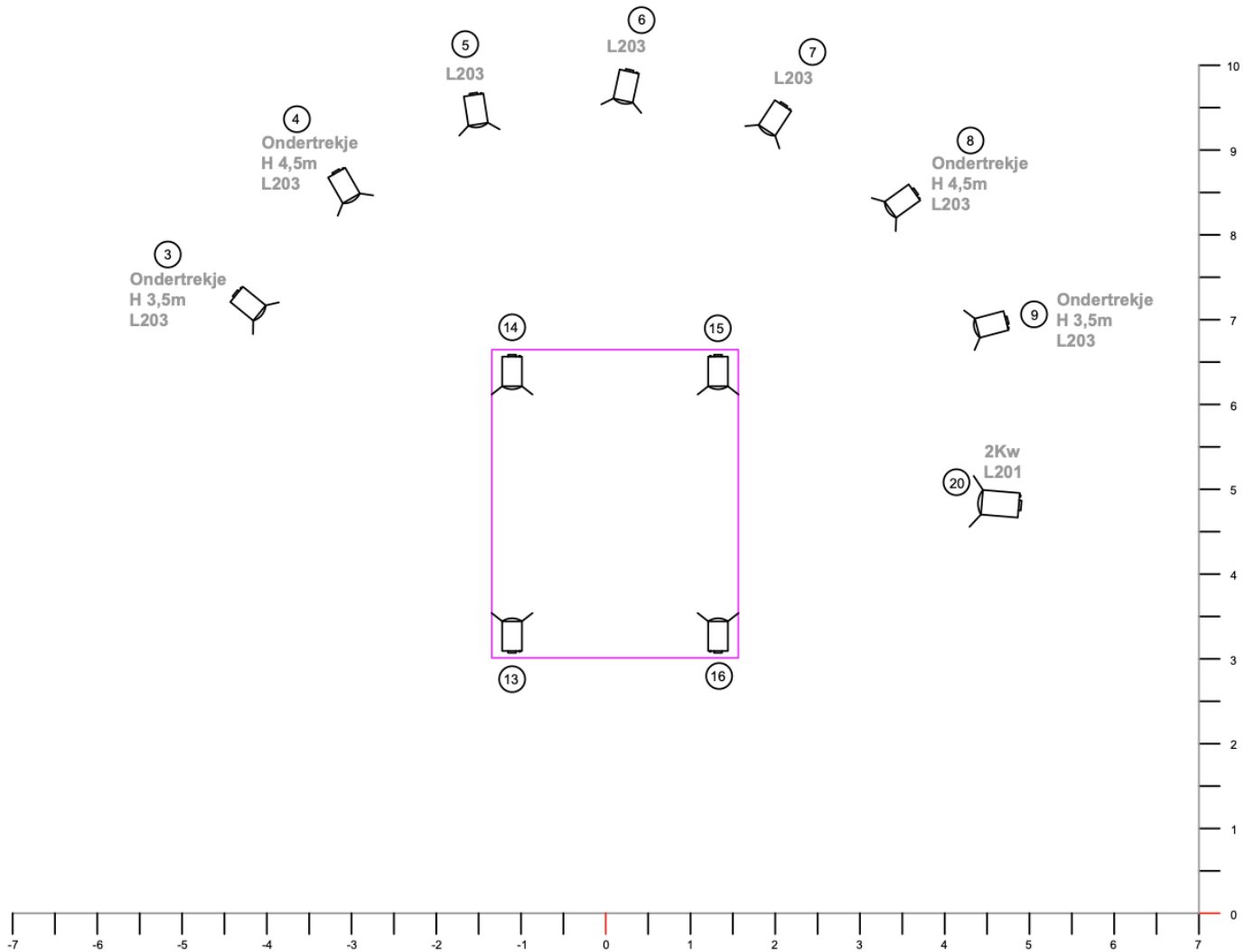
- Ideally: an elevator that fits a stage-piece of 300cm long.
- Otherwise: wide stairs that allow four people to carry at the same time.
  - Help with lifting would be highly appreciated in that case.


## MATERIAL LIST: (to be provided by the theater)


Material:	Quantity	Specification
1KW PC (with Barndors)	x16	Filters: 13x L203
1KW Profile (Wide)	x2	Filter: 2x R132
2KW PC	x4	Filter: 1x L201, 1x L203
Light stand (2m)	x2	
Light stand (1m)	x2	
Floor lamp stand	x1	
Under Truss (Hight 4,5m)	x2	Some lights hang under the normal Light-rig so they form a big arch all around the stage. (See light plan) - on the light plan called 'Onder trekje'
Under Truss (Hight 3,5m)	x2	//
Speakers front of house	x2	
Monitors	X2	Standing on the side of the stage: in wings or between the light stands (See light plan)
Cardio OR hyper cardio condenser microphone (+ low stand)	x2	Type example: Neumann KM184 Stand needs to fit under 40cm high stage.
Sound table	1x	INPUT: minijack + 2 mic OUTPUT: 1 monitor mix + 1 FOH mix
Dmx or XLR (3-pin or 5-pin)	1x	From our stage construction to the light table. (Needs to go back behind the black curtain, so it's hidden behind the stage)
Schuko 230 volt connection	1x	On stage
Dimmer	23x	We need 23 dimmers for our lights + the number of dimmers for the audience lights in the theater


# Light plan 'Cécile'

Cécile: Hanging lights (page 1 of 2)



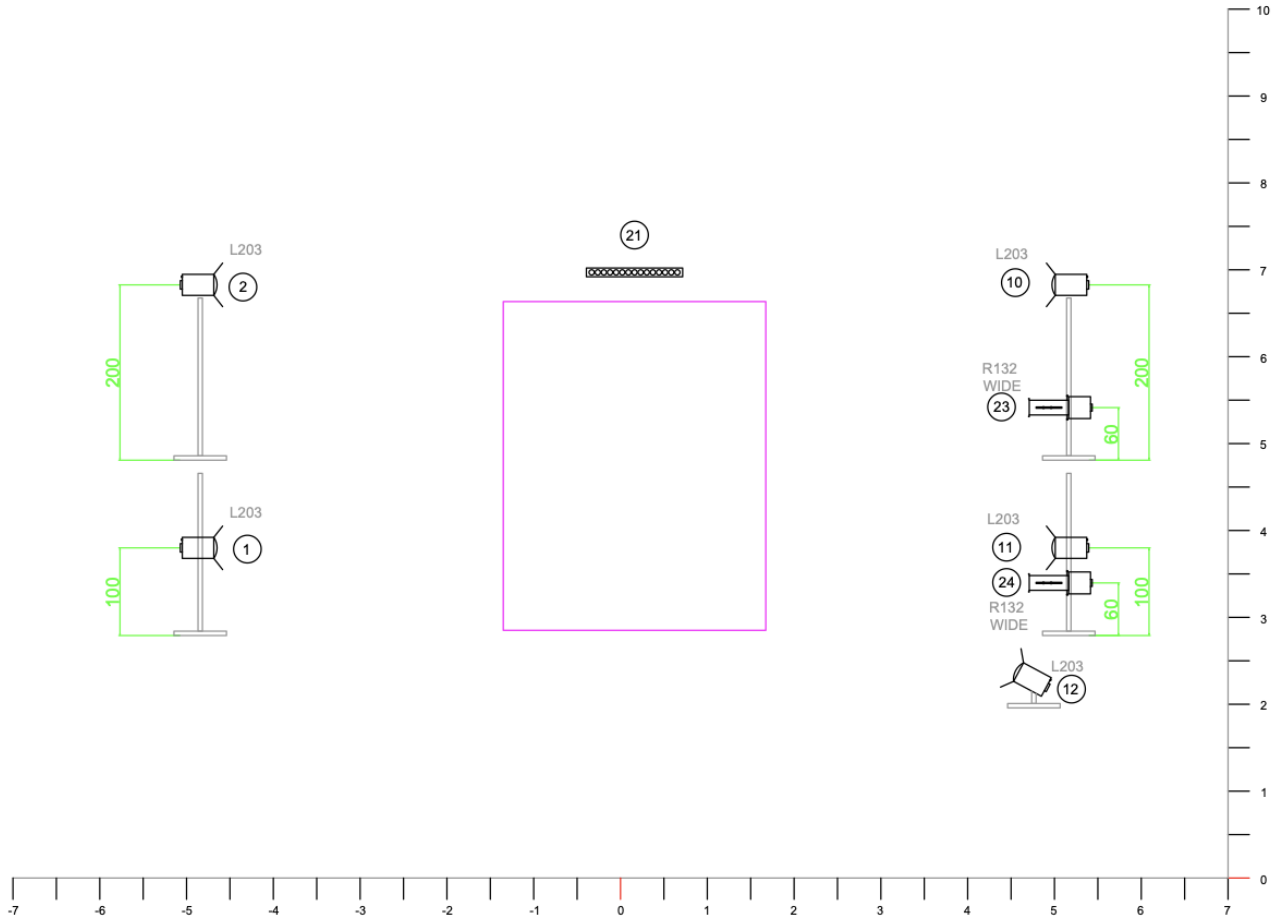
 Sunstrip


 Profiel  
1 Kw


 PC  
1 Kw


!! The standing AND hanging lights are on the stage and are a part of the scenography !!

**Cécile: Floor lights:** (Page 2 of 2)



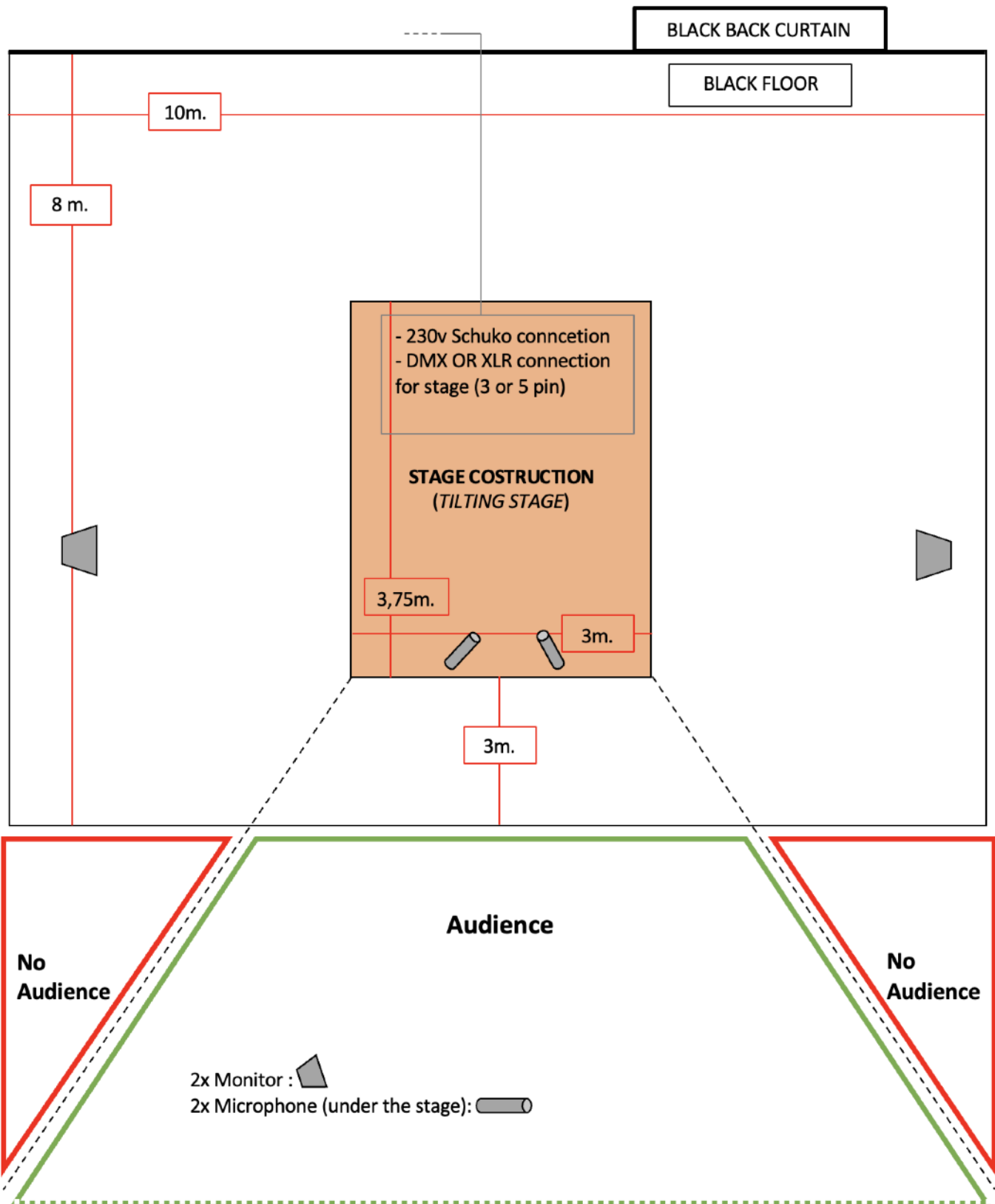
 Sunstrip

 Profiel  
1 Kw

 PC  
1 Kw

!! The standing AND hanging lights are **on** the stage and are a part of the scenography !!

**STAGE & AUDIENCE PLAN:**




The audience sitting directly in front of the stage will have the best view. Try to limit audience sitting on the sides as much as possible.




## PICTURES:

Stage construction: Flat (0°) - side view



Stage construction: Fully tilted (50°) - side view:





- Onder trekje  
- Under Truss  
- Trapèze de Lumière

- Monitor  
- Retour